


Message from our General Manager/CEO

Basin Electric Power Cooperative takes great pride in its ability to assist in developing rural leadership in our region through our scholarship program.

The Basin Electric Power Cooperative Scholarship Program is designed to recognize and encourage the achievements of the children of employees of the Cooperative and its subsidiaries, and children of member-cooperative employees and consumers.

The Scholarship Program is administered and conducted by the Basin Electric Power Cooperative human resources division. Winners are selected by a scholarship selection committee.

Since the scholarship program began, more than 2,500 young people in the Basin Electric system have benefited from this program. I wish all applicants the best. We have high expectations for your success in the future.




Ron Harper
CEO and General Manager

Submit your application to your local electric cooperative.

Application is due by Feb 15, 2012

Submit to:
FEM Electric Association
800 5th Ave /PO Box 468
Ipswich, SD 57451



For further information contact:

Your local electric cooperative
or

Basin Electric Power Cooperative

Human Resources Division
Attn.: Vickie Volk

1717 East Interstate Avenue
Bismarck, ND 58503-0564

vmvolk@bepc.com

(701) 557-5485



**BASIN ELECTRIC
POWER COOPERATIVE**
A Touchstone Energy® Cooperative

Scholarship Program



**BASIN ELECTRIC
POWER COOPERATIVE**
A Touchstone Energy® Cooperative

Scholarship Program for Member Cooperatives

A program for dependent children of:

- Member-cooperative employees
- Member-cooperative consumers

How much is the scholarship?



The Basin Electric Power Cooperative (BEPCC) Scholarship Program will award more than 180 scholarships in the amount of \$1,000 each. Five of the 25 scholarships for children of BEPCC or subsidiary

employees will be designated for qualified applicants who plan to attend a certified Vocational or Technical school, and two of the 25 will be designated for qualified applicants who plan to achieve an engineering degree.

Twenty will go to children of member-cooperatives' employees, and 135 to children of member-cooperative consumers. There will be one \$1,000 scholarship for each member cooperative to award to a dependent of a consumer member.

The scholarships must be used for educational costs, and the student must enter college in the fall of the school year for which the scholarship is given. Checks will be made payable to the school, and will be distributed to the school by BEPCC. Scholarships will be distributed in August.

Who is eligible to receive the scholarship?

Dependent children (including adopted or step-children) of member-system consumers and dependent children of member-cooperative employees are eligible. The applicant must also be a U.S. citizen.

The applicant must be a student who is enrolled or planning to enroll in a full-time graduate or undergraduate course of study at an accredited, two-year or four-year college, university or vocational/technical school.

BEPCC scholarships will be awarded without regard to other awards, loans or financial assistance the applicant may have obtained.

How are the recipients selected?

Scholarship recipients are selected on the basis of academic record, potential to succeed, leadership and participation in school and community activities, honors, work experience, a statement of education and career goals, and an outside appraisal.

Applicants for the member-cooperative employee dependent category will first be screened by their cooperative. A BEPCC selection committee will make the final selection in the member-cooperative employee dependent category.

Member cooperatives will be responsible to select one recipient to be awarded a scholarship in the member-cooperative consumer category. The final recipient's completed application will then be forwarded to BEPCC by the member cooperative.

The scholarship award winners or the member co-ops are asked to notify the BEPCC human resources division with the name and address of the school the student will be attending by July 1. It is also important to know if the student has switched schools, or has decided not to attend.

What are the recipient's obligations?

Except for the requirements outlined in this brochure, no obligations will be imposed upon the student as a scholarship award winner. Other than payment of the scholarship, no obligations or liability are assumed by BEPCC, its subsidiaries or member cooperatives.

How can I apply?

To apply, complete the required criteria and the scholarship application, which can be obtained from your local electric cooperative office.


Children of member-system employees and consumers must submit the application and all necessary information to apply for a scholarship to their local electric cooperative office.

The applications must reach your cooperative by the given deadline. **Check with your electric cooperative for the deadline date.**

Member Cooperative Instructions

Each member cooperative will be responsible to forward one finalist to be considered for the member-cooperative employee dependent category.

Member cooperatives must have their finalist in the employee dependent category and their winner's application to BEPCC by March 1, 2012.



Electric

800 5th Ave., PO Box 468, Ipswich, SD 57451-0468

Telephone 605-426-6891 FAX 605-426-6791

Web Site <http://www.femelectric.coop> E-mail info@femelectric.coop

12/12/2011

Dear Area High School Counselor,

FEM Electric and Basin Electric Power Cooperative are pleased to offer **three** scholarships for our area youth. Please distribute the enclosed Scholarship Program Applications and brochures to qualifying youth in your school. The applicant must be a child of an FEM Electric member. FEM Electric provides electrical power to rural McPherson, Edmunds and Faulk county residents.

This application should be used by the students to apply for the \$1000.00 Basin Electric Power Cooperative scholarship or one of the two \$500.00 FEM Electric scholarships. Only one application will be needed to be submitted.

These applications are due to FEM Electric by **February 15, 2012**. The top applicant will receive the \$1000.00 Basin scholarship and the next top two applicants each will receive a \$500.00 FEM scholarship.

Please let me know if you have any questions.

Sincerely,

Stephanie Horst
Operations/Member Service Assistant
FEM Electric Association
(605) 426-6891 or (800) 587-5880

Your Touchstone Energy® Cooperative

The power of human connections





**Basin Electric Power Cooperative
and Subsidiaries**

**Scholarship Program
Application – Member Cooperative**

Please complete the form below. Completeness and neatness ensure your application will be evaluated appropriately.

1. Name		Home Phone () -		College Phone () -		Last 4 digits of SS #:	
2. Permanent (street) address:		(city)		(state)		(zip)	
3. Mother's Name:		Father's Name:					
4. Student's parent is: <input type="checkbox"/> Member cooperative employee <input type="checkbox"/> Member cooperative consumer							
5. Co-op System Name:							
Co-op City / State / Zip:							
6. High School name and address from which you graduated or will graduate this spring:							
7. ACTIVITIES, ACHIEVEMENTS, OR HONORS							
<p><small>Sending a resume' does not replace any part of this application. If space provided in any section is inadequate, you may continue on additional sheets. Attachments must follow the same format. DO NOT repeat information already reported on the application form. Your name, address, and name of this scholarship program should be included on all attachments.</small></p>							
8. WORK EXPERIENCE		Describe your work experience (e.g. food server, babysitting, lawn mowing, and office work). Indicate dates of employment for each job and approximate number of hours worked each week.					
		Employer/Position		From-Mo/Yr	To-Mo/Yr	Hours per Week	
9. GOALS AND ASPIRATIONS		Write a brief statement or summary of your plans as they relate to your educational and career objectives and long-term goals.					
10. GPA _____ ACT: English _____ Math _____ Reading _____ Science _____ Comp _____ SAT I: Verbal _____ Math _____ High school seniors must include a transcript and complete this section. Students currently or previously entered in college or vocational-tech school must include college transcript of grades. Completion of ACT and/or SAT scores is not necessary.							
11. Name and address of accredited school you plan to attend in the fall of the year: <div style="text-align: right;">City _____ State _____</div> <div style="text-align: right;">City _____ State _____</div> <div style="display: flex; justify-content: space-between; margin-top: 10px;"><input type="checkbox"/> 4-yr College or University <input type="checkbox"/> 2-yr Community or Junior College <input type="checkbox"/> Vocational-Technical School</div>							

Information such as schooling, achievements, and career plans may be used for publicity purposes.

12. What will your class status be in the fall of the year? <input type="checkbox"/> Freshman <input type="checkbox"/> Sophomore <input type="checkbox"/> Junior <input type="checkbox"/> Senior	
13. Major course of study:	Minors:
14. ESSAY QUESTION (Required)	<p>As part of the application, you are required to compose and submit an essay. The essay should be no more than one page, typed with a font size no smaller than 12 point, and double spaced on 8½ x 11 paper. Include your name on the top right hand corner of the essay.</p> <p><u>Student Essay Topic:</u></p> <p>How would you describe the value of your local cooperative to you and your immediate family?</p>
Student signature:	Date:

**BASIN ELECTRIC POWER COOPERATIVE
MEMBER COOPERATIVE
Scholarship Program**

Scholarship Submittal Requirements

The student is responsible for submitting all materials on time. Incomplete applications will not be evaluated.

- ☐ 1. Complete this application (attach additional sheets if necessary). Your name and address should be on all attachments.
- ☐ 2. Recent academic transcript whether it be from a high school, college, university, or trade school.

CURRENT COLLEGE FRESHMAN - Judges will screen and require more than one semester or quarter of grades. If this applies to you, submit your high school transcript.

- ☐ 3. Copy of your college entrance examination (ACT and/or SAT) scores. (Only college Freshman.)
- ☐ 4. Essay
- ☐ 5. Applicant Appraisal.
- ☐ 6. Mail your complete application packet as directed below.
 - If you are a dependent child of a member cooperative consumer, or a child of a member cooperative employee, **send this application and all supporting documentation to your member cooperative.** (Each member cooperative will be responsible for selecting finalists in these categories.)

CHECK WITH YOUR LOCAL RURAL ELECTRIC COOPERATIVE FOR DEADLINE DATE.

- **Coop Application is due by Feb 15, 2012** **ive.**
 Submit to:
 FEM Electric Association
 800 5th Ave /PO Box 468
 Ipswich, SD 57451

**Deadline – Check 1
Cooperative by March 1, 2012.**

atives' must submit their winners to Basin Electric Power

All scholarship entries are confidential and will only be viewed by the Basin Electric Cooperative or Member Cooperative Selection Committees.

Information such as schooling, achievements, and career plans may be used for publicity purposes.

APPLICANT APPRAISAL (REQUIRED)	<p>To the Applicant: This section is required and must be completed in the format provided. If incomplete, your application will not be evaluated. The section is to be completed by a high school or college counselor or advisor, an instructor, or a work supervisor who knows you well.</p>			
	<p>To the Adult Appraiser: You have been asked to provide information in support of this application. Please give immediate and serious attention to the following statements. When complete, please return to applicant. If you prefer, photocopy this section and return to applicant in a sealed envelope. A letter of recommendation does not replace this section.</p>			
The applicant's choice of a post secondary educational program is	<input type="checkbox"/> extremely appropriate	<input type="checkbox"/> very appropriate	<input type="checkbox"/> moderately appropriate	<input type="checkbox"/> inappropriate
The applicant's achievements reflect his/her ability	<input type="checkbox"/> extremely well	<input type="checkbox"/> very well	<input type="checkbox"/> moderately well	<input type="checkbox"/> not well
The applicant's ability to set realistic and attainable goals is	<input type="checkbox"/> excellent	<input type="checkbox"/> good	<input type="checkbox"/> fair	<input type="checkbox"/> poor
The quality of the applicant's commitment to school and/or community is	<input type="checkbox"/> excellent	<input type="checkbox"/> good	<input type="checkbox"/> fair	<input type="checkbox"/> poor
The applicant is able to seek, find, and use learning resources	<input type="checkbox"/> extremely well	<input type="checkbox"/> very well	<input type="checkbox"/> moderately well	<input type="checkbox"/> not well
The applicant demonstrates curiosity and initiative	<input type="checkbox"/> extremely well	<input type="checkbox"/> very well	<input type="checkbox"/> moderately well	<input type="checkbox"/> not well
The applicant demonstrates good problem-solving skills, follows through, and completes tasks	<input type="checkbox"/> extremely well	<input type="checkbox"/> very well	<input type="checkbox"/> moderately well	<input type="checkbox"/> not well
The applicant's respect for self and others is	<input type="checkbox"/> excellent	<input type="checkbox"/> good	<input type="checkbox"/> fair	<input type="checkbox"/> poor
Comments _____ _____ _____ _____				
Appraiser's Name _____ Title _____ Telephone () _____ Signature _____ Organization _____ Date _____				

Information such as schooling, achievements, and career plans may be used for publicity purposes.

